Multiple District 6

As of October 2026 Cumulative

Year	New Clubs	Dropped Clubs	Gain/ Loss Clubs	New Members	Charter Members	Reinstate Members	Transfer Members	Total Member Added	Total Members Dropped	Gain/ Loss Members
2022-2023	0	0	0	304	1	15	15	335	329	6
2023-2024	1	2	-1	233	21	15	19	288	331	-43
2024-2025	1	7	-6	211	24	12	12	259	386	-127
2025-2026	0	3	-3	219	0	23	18	260	314	-54
2026-2027	0	3	-3	70	0	6	3	79	80	-1
Average	**0**	**3**	**-3**	**207**	**9**	**14**	**13**	**244**	**288**	**-44**

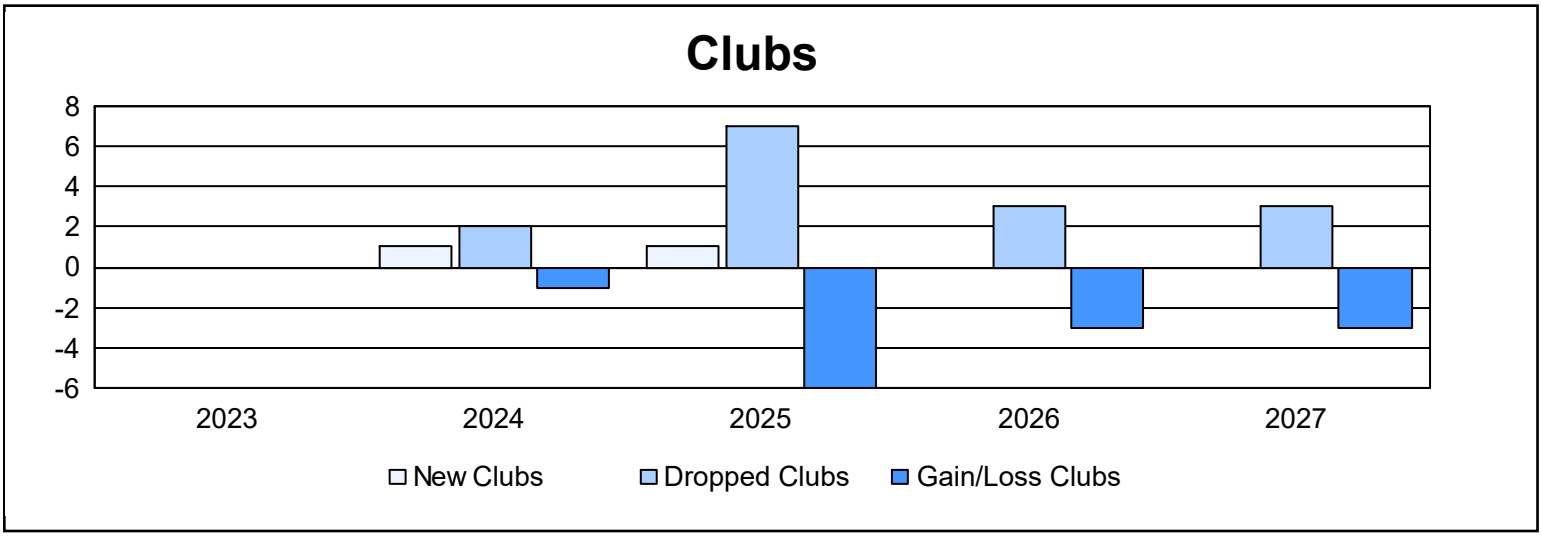

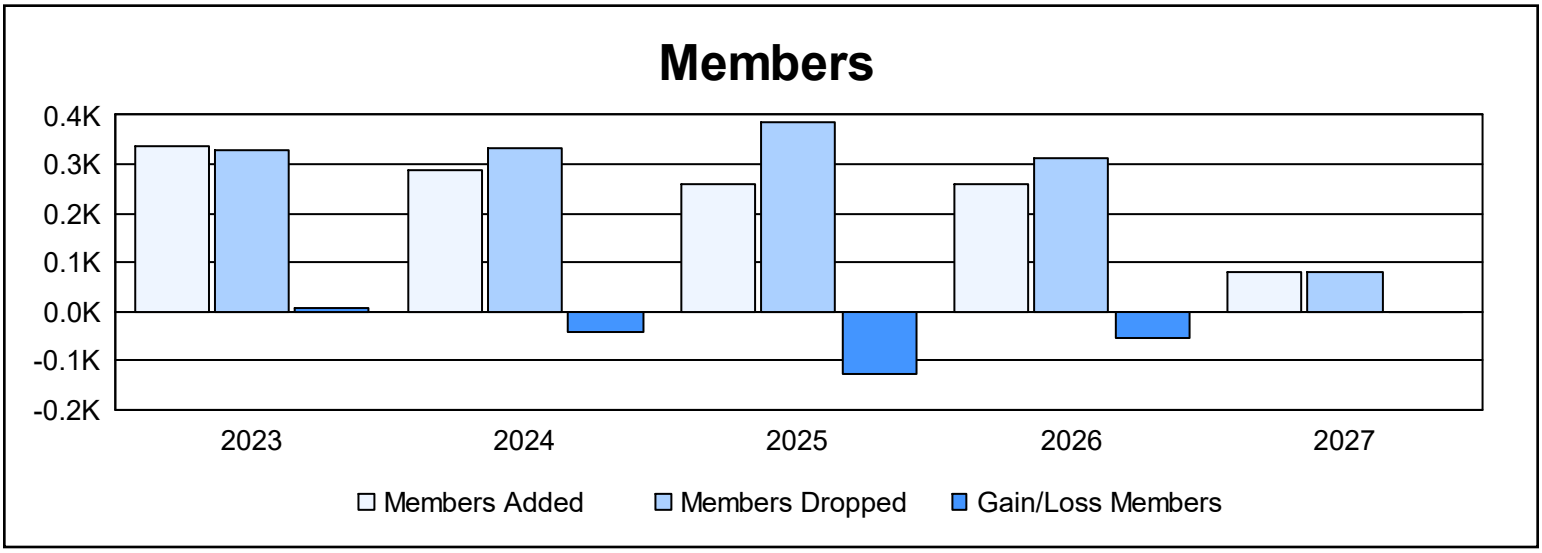

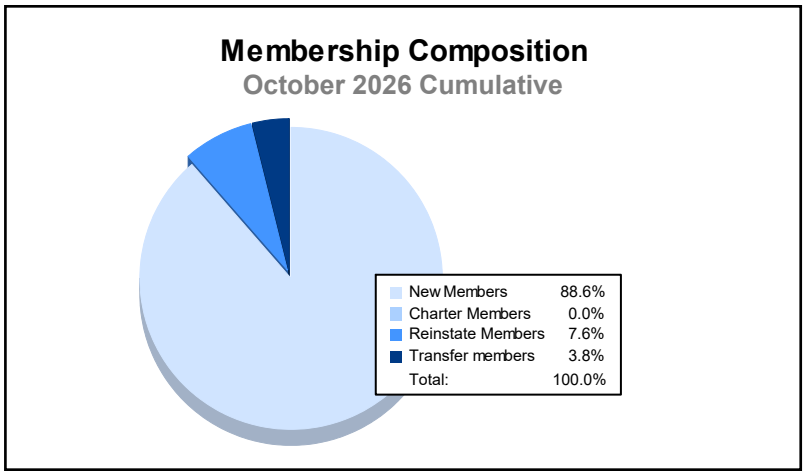
Membership Composition
October 2026 Cumulative
New Members 88.6%
Charter Members 0.0%
Reinstate Members 7.6%
Transfer members 3.8%
Total: 100.0%

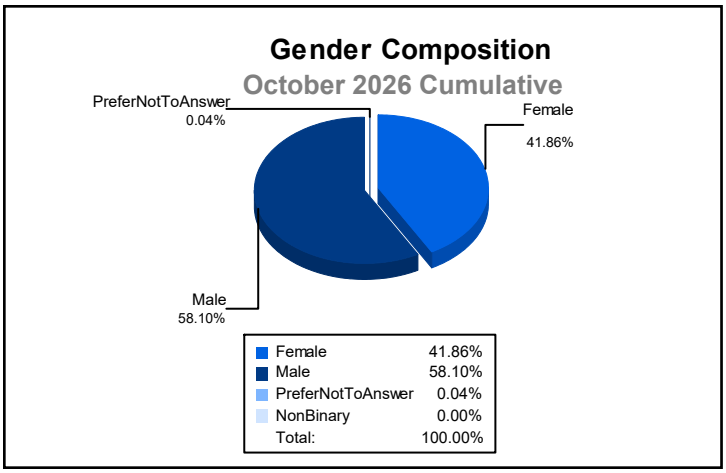
Gender Composition
October 2026 Cumulative
PreferNotToAnswer
0.04%
Female
41.86%
Male
58.10%
Female 41.86%
Male 58.10%
PreferNotToAnswer 0.04%
NonBinary 0.00%
Total: 100.00%